

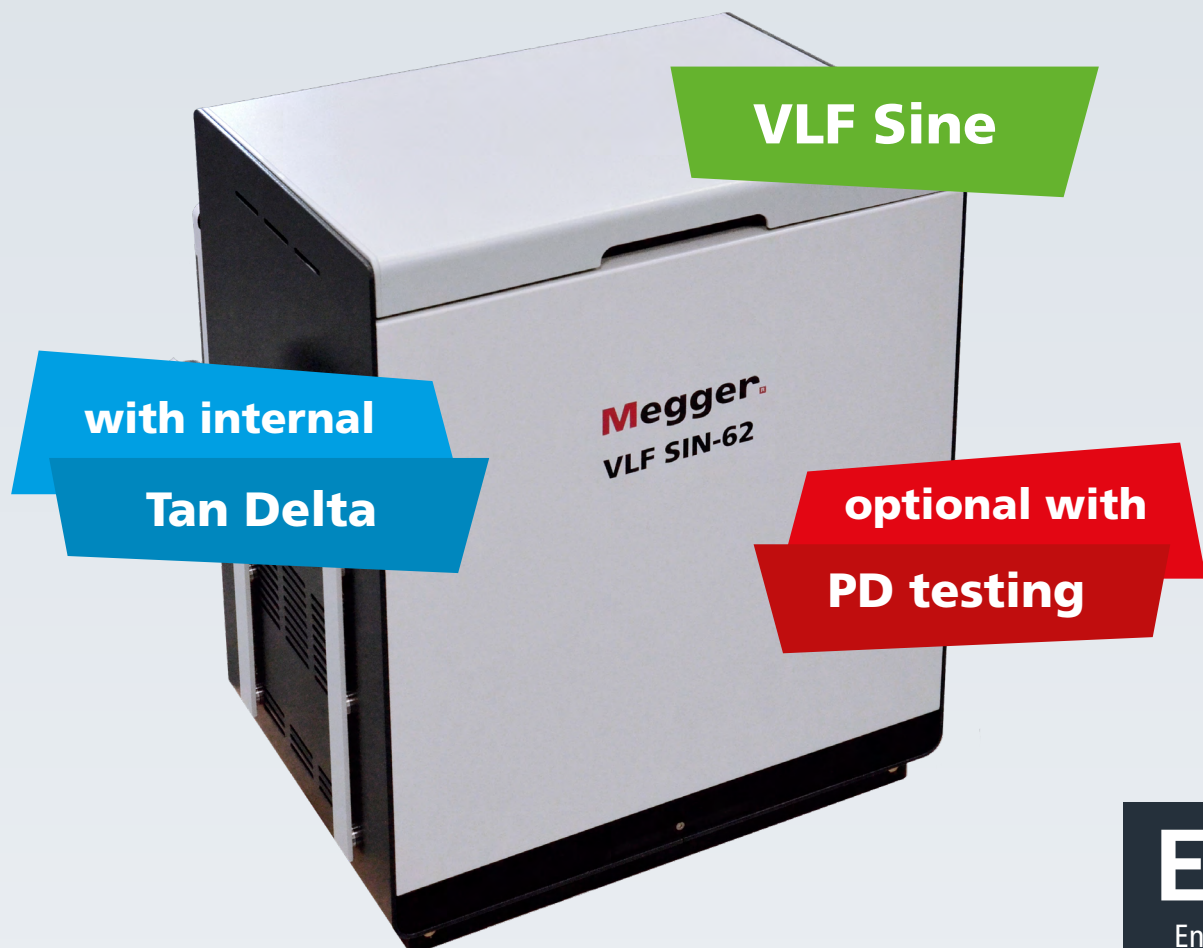
VLF SINE 62

Commissioning testing and condition analysis of medium voltage cables

Megger[®]

Test and diagnostics has never been so efficient with the world's lightest system of its kind

- Unique user experience thanks to large colour touch display
- Automatic result interpretation as per latest IEEE 400.2 standard (Tan Delta)
- Onboard reviewing of historical data
- Reporting and database management



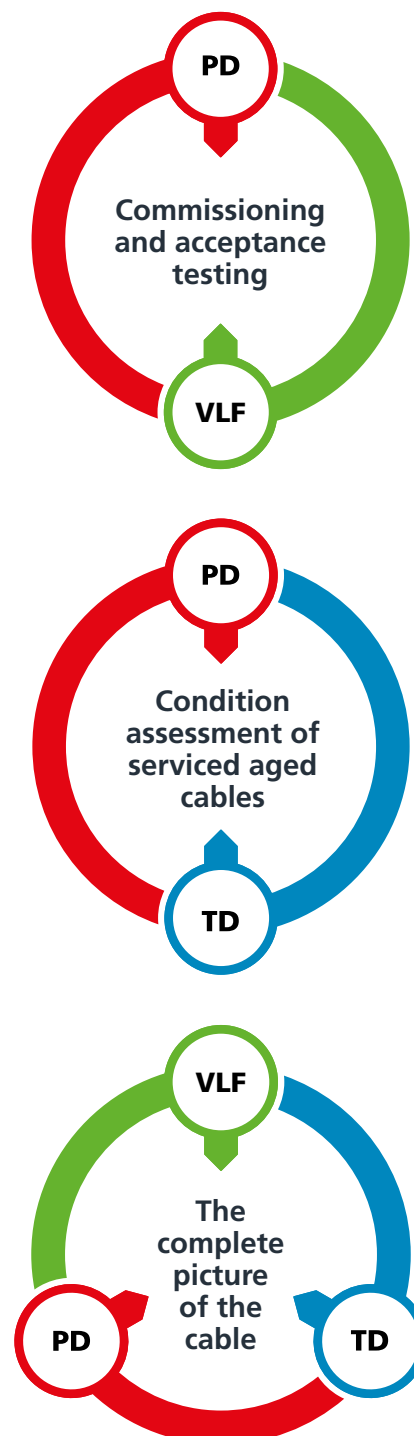
The commissioning and condition assessment of medium voltage cables has never been so efficient!

The testing and diagnostics of medium voltage cables has never been so efficient. The VLF SINE 62 is, thanks to its compactness and wide application range, the ideal device for both commissioning tests and condition assessment of medium voltage cables.

Modern complete commissioning tests consist of an overshath test, a voltage withstand test and a partial discharge (PD) test. These functionalities can all be performed with the combination of VLF SINE 62 and lightweight PD coupler PDS 62-SIN.

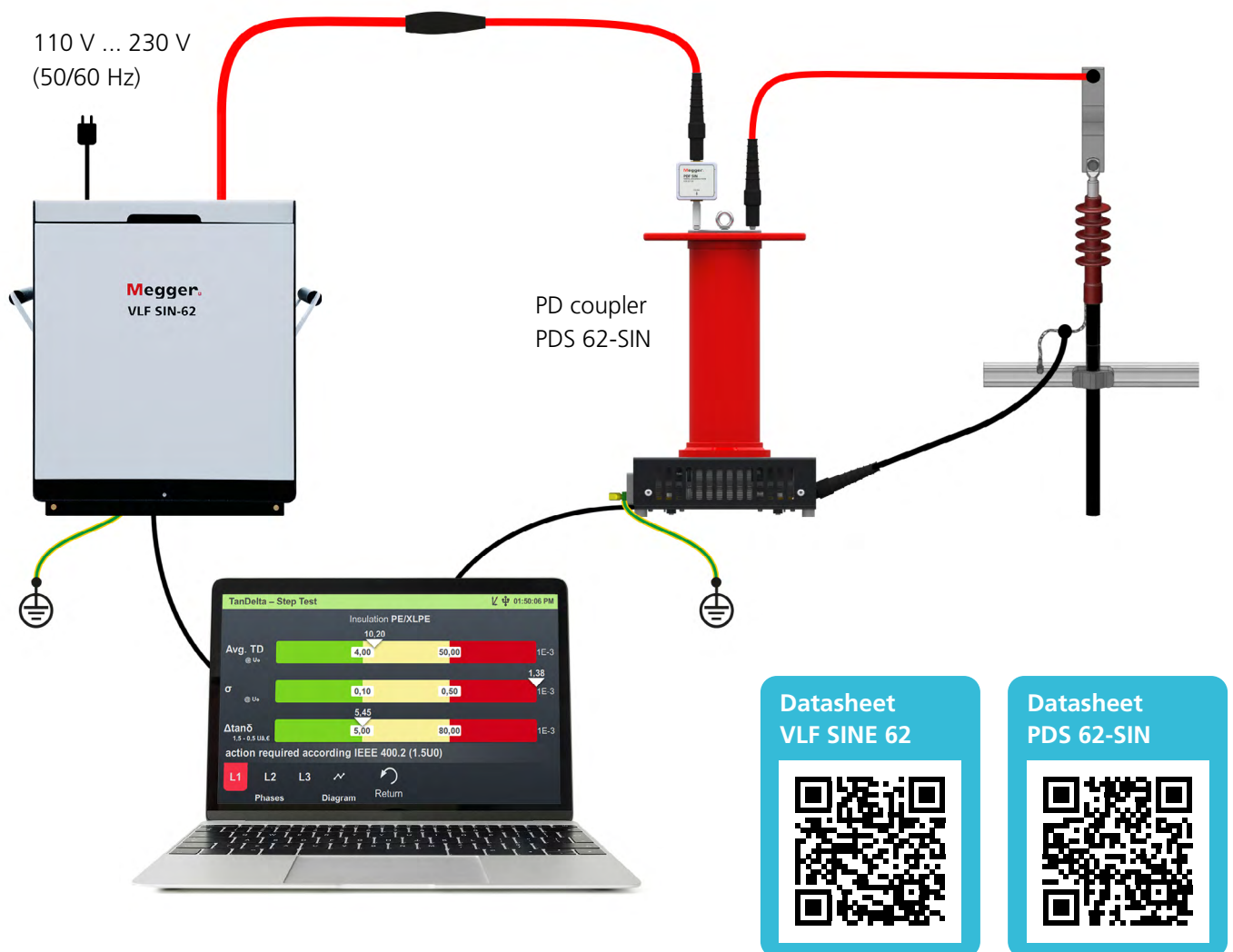
For utilities that want a complete overview of the condition of their aged medium voltage network, a dielectric loss measurement Tan Delta is required. This Tan Delta functionality has been integrated into the VLF SINE 62 and also produces results with an automatic interpretation of the measurement data, as per current IEEE 400.2 standard.

The combination of the VLF SINE 62, with internal Tan Delta, and the PD coupler PDS 62-SIN offers you all the tests you need to fulfil your requirements while keeping the weight as low as possible. Together they provide you with a complete picture of your cable network, regardless of whether the cables are newly laid or service-aged.





Very easy to handle



The complete VLF SINE family

System	VLF SINE 34	VLF SINE 45	VLF SINE 62
Cable rated voltage Standard conform testing (3 U ₀) Cable diagnostics (1,5 U ₀)	U ₀ / U (Um) 6 / 10 kV (12 kV) 12 / 20 kV (24 kV)	U ₀ / U (Um) 8.7 / 15 kV (17.5 kV) 18 / 30 kV (36 kV)	U ₀ / U (Um) 12 / 20 kV (24 kV) 26 / 45 kV (52 kV)
Tan Delta	external	internal	internal
PD diagnostics	with PDS 62-SIN	with PDS 62-SIN	with PDS 62-SIN
Weight			
VLF	25 kg	50 kg	60 kg
VLF + TD	37 kg	50 kg	60 kg
VLF + TD + PD	52 kg	65 kg	75 kg



VLF SINE 34

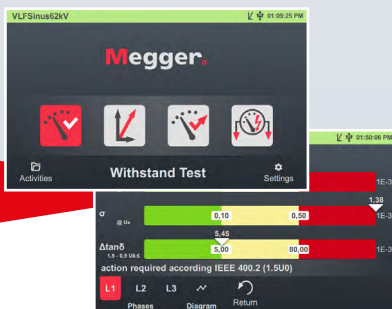


VLF SINE 45



VLF SINE 62

**NEW GUI for
VLF SINE 45 & 62**



Megger Germany GmbH · Dr.-Herbert-lann-Str. 6 · D-96148 Baunach
Tel. +49 (9544) - 680 · Fax +49 (9544) - 2273
team.international@megger.com
www.megger.com

The information in this document is subject to change without notice and should not be construed as a commitment by Megger Germany. Megger Germany assumes no responsibility for any errors that may appear in this document.

[VLF-SINE-62_BR_EN_V04.pdf](#)

The word 'Megger' is a registered trademark. Copyright © 2024

